

Posting in compliance to
DILG MC. No. 2012-141
Dated August 9, 2012

Statement
of
Receipts and
Expenditures
Lucena City

STATEMENT OF RECEIPTS AND EXPENDITURES

Budget Year - 2015

Lucena City


GENERAL FUND


Particulars (1)	Account Code (2)	Past Year (Actual) (3)	CURRENT YEAR APPROPRIATION		
			1st Semester (Actual) (4)	2nd Semester (Estimate) (5)	TOTAL (6)
I. Beginning Balance		P 8,136,377.38	P -	P -	P -
II. Receipts :					
A. Local Sources					
1. Tax Revenue					
a. Real Property Tax	588	P 36,777,932.95	P 30,170,924.59	P 15,829,075.41	P 46,000,000.00
b. Special Education Tax					
c. Other Local Taxes	598	183,516,900.65	122,869,543.15	90,390,456.85	213,260,000.00
Total Tax Revenue		P 220,294,833.60	P 153,040,467.74	P 106,219,532.26	P 259,260,000.00
2. Non-Tax Revenue					
a. Regulatory Fees					
1. License Fees					
2. Permit Fees	605	P 7,141,848.47	P 5,584,527.21	P 3,715,472.79	P 9,300,000.00
3. Other Fees		3,609,218.30	10,094,506.62	405,493.38	10,500,000.00
b. Business & Service Income	630	24,708,561.42	16,294,366.35	7,240,633.65	23,535,000.00
c. Other Income/Receipts	648	2,495,148.45	1,035,608.04	4,464,391.96	5,500,000.00
Total Non-Tax Revenue		P 37,954,776.64	P 33,009,008.22	P 15,825,991.78	P 48,835,000.00
TOTAL LOCAL SOURCES		P 258,249,610.24	P 186,049,475.96	P 122,045,524.04	P 308,095,000.00
B. Inter-Local Transfer					
Subsidy to other Funds	657	P 15,857,035.71	P -	P -	P -
C. Realignment/Reversion		P 6,544,393.14	P -	P -	P -
D. External Sources					
1. Share from National Internal Revenue Taxes (IRA)	665	P 389,193,561.00	P 216,892,686.00	P 216,892,686.00	P 433,785,372.00
TOTAL EXTERNAL SOURCES		P 411,594,989.85	P 216,892,686.00	P 216,892,686.00	P 433,785,372.00
Total Receipts (I+II)		P 677,980,977.47	P 402,942,161.96	P 338,938,210.04	P 741,880,372.00


Particulars (1)	Account Code (2)	Past Year (Actual) (3)	CURRENT YEAR APPROPRIATION		
			1st Semester (Actual) (4)	2nd Semester (Estimate) (5)	TOTAL (6)
III. Expenditures :					
A. General Public Services	1000	₱ 326,202,547.43	₱ 144,017,100.74	₱ 234,892,899.26	₱ 378,910,000.00
B. Social Services	3000	124,044,901.91	46,850,097.77	89,253,003.11	136,103,100.88
C. Economic Services	8000	166,251,294.75	94,664,154.45	132,203,116.67	226,867,271.12
Total Expenditures		₱ 616,498,744.09	₱ 285,531,352.96	₱ 456,349,019.04	₱ 741,880,372.00
IV. Ending Balance (I+II)-III		₱ 61,482,233.38	₱ 117,410,809.00	₱ (117,410,809.00)	₱ (0.00)

NOTE : Special Accounts not included with separate SRE.


Certified Correct :


RUBY T. ARANILLA
ICO, City Treasurer


ROSALINA M. CASTILLO
City Budget Officer


MARY MITZI A. CO
OIC, City Accountant

Approved :


RODERICK A. ALCALA
City Mayor